

PRIVACY ACT 1993

Christchurch City Council, Recreation and Sports Unit wish to collect the application information for the purposes of card registration.

This information will only be accessible to Christchurch City Council staff.

You have the right to access and check any details you have supplied.

This information is not required by law. However if refused, your application may be declined.

WANT TO BE MORE active?



If you are looking for fun, sport and recreation to keep you entertained, here is your answer – discounts at pools, recreation centres, theatres, attractions, educational facilities and more.




LEISURE CARD

HOW TO APPLY


Complete the application form and include:


-  • A recent passport-style photo of the applicant and
-  • A letter of confirmation of eligibility (e.g. a letter received in the last 12 months from Work and Income stating what benefit you are entitled to)

 Send these to:
KiwiAble Leisure Card Co-ordinator
Recreation and Sports Unit
Christchurch City Council
PO Box 73016
Christchurch 8154

For Further Information Contact:

KiwiAble Leisure Card Co-ordinator

 Ph: (03) 941 8999

 Fax: (03) 941 8267

 Email: kiwiable@ccc.govt.nz



Discounted recreation
opportunities throughout Canterbury
for disabled people



active
CANTERBURY

Christchurch
City Council 

Christchurch
City Council 

KIWIABLE LEISURE CARD

The KiwiAble Leisure Card reduces the cost of participating in recreation, sport and leisure for disabled people.

- Free for people within Christchurch
- Provides discounts at a large number of recreation and leisure facilities throughout Canterbury.

WHO CAN GET ONE?



You are eligible for the KiwiAble Leisure Card if you:

- Are on an Invalids Benefit OR
- Are on a Sickness Benefit OR
- Are on long-term ACC (52 weeks or more) OR
- Are on Superannuation and a Disability Allowance OR
- Are under 16 and one of the following:
 1. Receive a Child Disability Allowance
 2. Member of a recognised disability organisation
 3. Have a letter of confirmation from your Doctor or School.

WHEN WILL I RECEIVE MY CARD?

- You should receive your KiwiAble Leisure Card within 2 weeks
- At the same time, you will receive a booklet listing where you can use the KiwiAble Leisure Card and what discounts you are entitled to.

If your details change or you have any questions, please contact the KiwiAble Leisure Card Co-ordinator

on  (03) 941 8999 or email  kiwiable@ccc.govt.nz



APPLICATION FORM

Miss/Mrs/Ms/Mr/Master (please circle)

First Name: _____

Middle Name: _____

Surname: _____

Date of Birth: _____

Postal Address: _____



Contact Telephone (day): _____



Email: _____

Additional Contact Name (optional): _____

What benefit are you currently receiving?

Do you require a Support Person? Yes/No (circle)

A support person can be a friend, family member or someone who is paid to support you with your recreation. Many of the facilities offer free or reduced rates to the support person.



Have you included a photo and proof of eligibility? Yes/No (circle)

To be completed by Christchurch City Council

Checked by: _____

Date received: _____

New Card Number: _____

Date of Issue: _____